



.....	2
.....	3
.....	7
.....	21
.....	32
.....	36
.....	39
.....	151



**1**

A	300070	B	
A		B	
	BEIJING ORIGINWATER TECHNOLOGY CO.,LTD.		
	BOW		
	23-2		
	102206		
	23-2		
	102206		
	www.originwater.com		
	IR@originwater.com		

**2**

	23-2	23-2
	010-88465890	010-88465890
	010-88434847	010-88434847
	IR@originwater.com	IR@originwater.com

**3**

	www.cninfo.com.cn

**4**

1

□ √

	1-6		(%)
	466,208,037.87	199,774,476.17	133.37%
	118,633,067.69	69,263,604.60	71.28%
	121,261,742.71	70,114,549.81	72.95%
	80,667,424.14	60,015,836.30	34.41%
	78,514,956.37	59,784,162.34	31.33%
	-204,311,142.52	-126,836,545.37	-61.08%
			(%)
	4,445,564,304.90	4,411,799,488.74	0.77%
	3,460,468,700.32	3,389,276,477.78	2.10%
	549,780,000	323,400,000	70%

	1-6		(%)
/	0.15	0.19	-21.05%
/	0.15	0.19	-21.05%
/	0.14	0.18	-22.22%
%	2.43%	2.03%	0.40%
%	2.45%	2.03%	0.42%
%	2.36%	2.02%	0.34%
%	2.38%	2.02%	0.36%
/	-0.37	-0.39	5.13%
			(%)
/	6.05	10.09	-40.04%
%	22.16%	23.18%	-1.02%

**2**

**1**

√

**2**

√

**3**

			/

**4**

**3**

√

	2,628,675.02	

	-81,906.00	
	-394,301.25	
	2,152,467.77	--
“	”	


” “ ”

2012		466,208,037.87	133.37%
121,261,742.71	72.95 %	80,667,424.14	34.41%

2012

“ ”




**1****1**

			(%)	%	%	%
	466,208,037.87	301,811,195.24	35.26%	133.37%	184.04%	11.5%
	231,252,049.64	113,607,053.66	50.87%	42.18%	48.41%	2.06%
	6,957,967.55	3,647,033.52	47.58%	109.59%	100.75%	2.31%
	227,998,020.68	184,557,108.06	19.05%	574.45%	561.77%	1.55%

**2**

	264,663,882.76	326.76%
	201,544,155.11	46.30%

26,466.39

20 264.75

326.76%

20,154.42

6,378.60

46.30%

6,860.22

42.18%

**2****3****4****5****6****7**

8

9

1

“ ”

2011

4

900

2,800

3,000

“ ” “ ”

10,583

13,922

4,355

4,590

2

3

2006

MBR  
MBR PVDF

**10**

1

2

GE Simens

3

4

1

√ □

					244,427.80
					60,257.22
					191,731.93
					0
					0
					0%
1				“ [2010]369 ”	
	A	3,700	1	69.00	255,300
	10,160		245,140		712.20
		244,427.80		187,814.80	
	[2010]	1-0016			
2					
1				249.25	
11,990.81		4,145.25			
2 /			2,127.97		19,043.92
2,763.50					

2

√ □

	( )		(1)		(2)	(%)(3) (2)/(1)				
		29,554	29,554	249.25	11,990.81	40.57%	2010 06 30	4,145.25		
/		27,059	27,059	2,127.97	19,043.92	70.38%	2010 06 30	2,763.5		
	-	56,613	56,613	2,377.22	31,034.73	-	-	6,908.75	-	-
		60,000	60,000	0	60,000	100%	2011 06 21	372.28		
		5,760	5,760	0	1,152	100%	2011 09 08	-35.94		
		2,215.2	2,215.2	0	2,215.2	100%	2011 10 18	-167.44		
		4,900	4,900	0	2,450	100%	2011 12 09	-59.57		
		5,880	5,880	5,880	5,880	100%	2012 01 13	-22.6		
	-				2,000	-	-	-	-	-
	-			52,000	87,000	-	-	-	-	-
	-	78,755.2	78,755.2	57,880	160,697.2	-	-	86.73	-	-
	-	135,368.2	135,368.2	60,257.22	191,731.93	-	-	6,995.48	-	-

	√	□					
			244,427.80		187,814.80		
			2010 5 16				
			2,000				
			2010 11 3				16,000.00
				6			
			2011 4 25				35,000
			16,000			16,000	
			2011 5 13			“	”
			60,000				
			2011 6 17			“	”
			5,760				
			2011 7 6			“	”
			2,215.20				
			2011 9 1				40,000
				6			
			2011 11 15			“	”
			4,900				
			2011 12 6			“	”
			14,700				
			2012 2 28			40,000	
			6				
			2012 3 8				15,000
			2012 4 26				37,000

	<input checked="" type="checkbox"/> <input type="checkbox"/>
	<input type="checkbox"/> <input checked="" type="checkbox"/>
	“ 25 ”
	<input checked="" type="checkbox"/> <input type="checkbox"/>
	<input type="checkbox"/> <input checked="" type="checkbox"/>
	“ 25 ”
	<input checked="" type="checkbox"/> <input type="checkbox"/>
	2010 1-1201 14,416.43
	<input checked="" type="checkbox"/> <input type="checkbox"/>
	16,000.00
	15,000
	<input type="checkbox"/> <input checked="" type="checkbox"/>

**3**

√

**4**

√

	2012 05 17	2,600		0
	2012 05 14	1,490		0
		4,090	--	--
1	2012 5 16	2600	26%	
2	2012 5 14			1,490
		29.8%		

√

√

√

“ ”

√

“ ”

√

2012 7 13

2012

10%

2

□ √  
2012

**2011**

□ √

√ □

2011	323,400,000
10 1.00	10 7
226,380,000	549,780,000
2012 4 20	2011
	2012 5 11



**1**



29.8%      2012Q105      00°  
14



		0	0	561,000
		Black-Scholes		
		Black-Scholes		
		(σ) 33.06%	(r) 3%	
	t 2	i 0%	S	
	91.68	2011 4 25		
	K 91.95		(σ) 33.06%	
	(r) 3.5%	t 2		
	i 0.331%	S 37.44	2012	
	2 6	K 37.95		
		2011 4	2014 4	
	2011	2014	2972.45	2434.58
	1160.67	226.47		2012
	2 2015 2	2012	2015	
	359.93	207.55	98.16	7.48

1 2010 8 4

2 2011 3 30

3 2011 4 15 2011

4 2011 4 25

			106	355	
5	2011 7 26				
		<	>		
					105
	776.6		41.66	88	
6	2012 2 6				
					2012
2 6 8		88.00		37.95	
7	2012 5 14				<
					>
			101	1,294.04	
	24.45		142.8	22.26	
				106	
		355			
		101			1,294.04
				6,794.17	6,621.93
					549,780,000
553,662,120					2012
		2,372.86			

1


√ □

							(%)				
					6,618.80	6,618.80	14.2%			6,618.80	
					2,573.71	2,573.71	5.52%			2,573.71	
				--	--	9,192.51	19.72%	--	--	--	--

							(%)				(%)

	6,618.80	14.2%	0	0%
	2,573.71	5.52%	0	0%
	9,192.51	19.72%	0	0%

0



**2**

✓

**3**

✓

✓

✓

1 .

1

✓

2

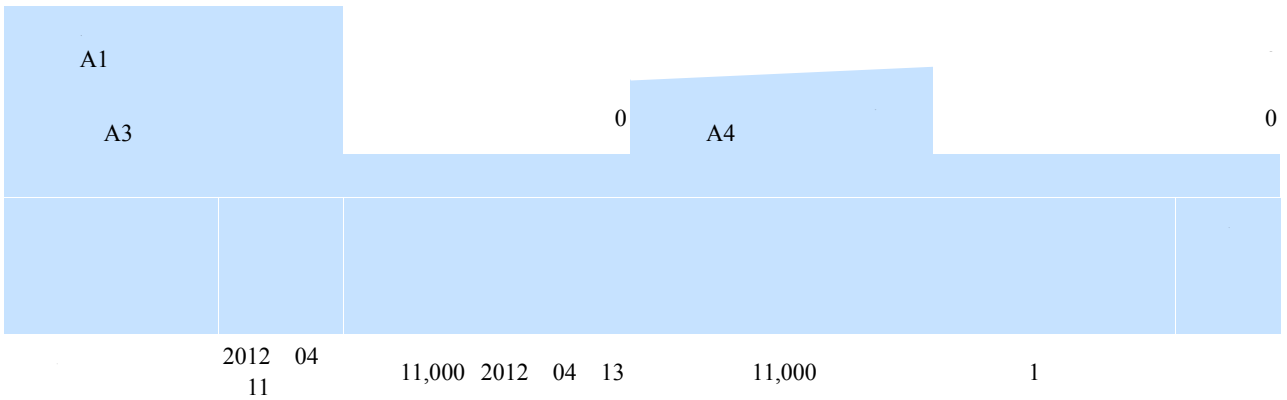

✓

3

✓

2

✓



A3+B3		A4+B4	
A4+B4		3.37%	
C		0	
D	70%	0	
50% E		0	
C+D+E		0	

**3**

√

√

√

**1**      **5%**

√   

		2009 7 13	1		
			“		
				2010 04 21	
		” 2	2010		
	1 20		“		
		2007 8			

		2009 6	2007 8			
			”3			
		4		“		
		”				
				5%		
			5%			
				25%		
		5%				
		5%		“		
		”	5%	“1		
		2				
				”		
				“		

	√	□			
	□	√			

□ √

□ √

2011		2012 01 14	www.cninfo.com.cn	
		2012 02 04	www.cninfo.com.cn	
		2012 02 07	www.cninfo.com.cn	
		2012 02 07	www.cninfo.com.cn	
		2012 02 07	www.cninfo.com.cn	
		2012 02 21	www.cninfo.com.cn	
2011		2012 02 28	www.cninfo.com.cn	
		2012 03 01	www.cninfo.com.cn	
		2012 03 09	www.cninfo.com.cn	

---

		2012 03 09	www.cninfo.com.cn
2011	B018 D11	2012 03 09	www.cninfo.com.cn
		2012 03 09	www.cninfo.com.cn
2012		2012 03 09	www.cninfo.com.cn
2011		2012 03 09	www.cninfo.com.cn
2012		2012 03 09	www.cninfo.com.cn
2011		2012 03 10	www.cninfo.com.cn
		2012 04 11	www.cninfo.com.cn
		2012 04 11	www.cninfo.com.cn
		2012 03 11	

1

√

□

		(%)						(%)	
	175,389,500	54.23%			122,772,650		122,772,650	298,162,150	54.23%
1									
2									
3									
	143,990,000	44.52%			100,793,000		100,793,000	244,783,000	44.52%
4									
	31,399,500	9.71%			21,979,650		21,979,650	53,379,150	9.71%
5.	148,010,500	45.77%			103,607,350		103,607,350	251,617,850	45.77%
1	148,010,500	45.77%			103,607,350		103,607,350	251,617,850	45.77%
2									
3									
4									
	323,400,000	100%			226,380,000		226,380,000	549,780,000	100%

2012 4 19

2011

2011

323,400,000

10

1.00

10

7

226,380,000

549,780,000

2

	82,280,000	0	57,596,000	139,876,000		2013-04-21
	61,710,000	0	43,197,000	104,907,000		2013-04-21
	18,513,000	18,513,000	23,604,075	23,604,075		2012-04-21
	18,513,000	18,513,000	0	0		2012-04-21
	18,513,000	18,513,000	23,604,075	23,604,075		2012-04-21
	4,840,000	4,840,000	6,171,000	6,171,000		2012-04-21
	204,369,000	60,379,000	154,172,150	298,162,150	--	--

1

14,804

2

		(%)				
		25.44%	139,876,000	139,876,000		0
		19.08%	104,907,000	104,907,000		0
		5.72%	31,472,100	23,604,075		0
		5.72%	31,472,100	23,604,075		0
		4.74%	26,072,100	0		0
		1.55%	8,506,536	0		0
		1.50%	8,228,000	6,171,000		0
		1.44%	7,900,000	0		0
		1.42%	7,813,173	0		0
		1.30%	7,121,431	0		0

	26,072,100	A	26,072,100
	8,506,536	A	8,506,536
	7,900,000	A	7,900,000
	7,868,025	A	7,868,025
	7,868,025	A	7,868,025
	7,813,173	A	7,813,173
	7,121,431	A	7,121,431
	5,120,000	A	5,120,000
	5,100,000	A	5,100,000
	4,148,953	A	4,148,953

1		139,876,000	2013	04 22	34,969,000
2		104,907,000	2013	04 22	26,226,750

10

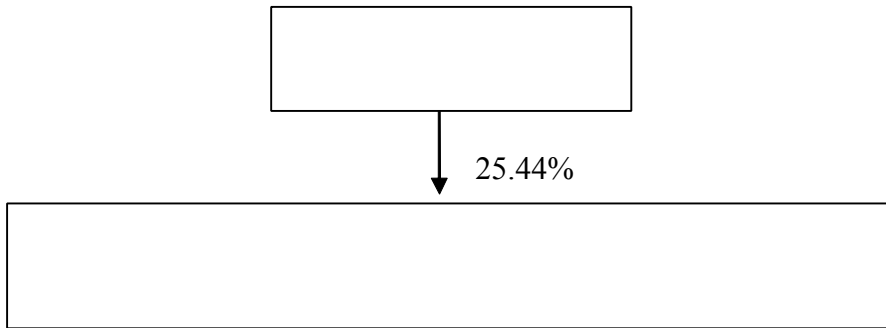
**3**

**1**

**2**


1962

**3**





				02	01									
			59	2010 09 02	2013 09 01	4,840,000	0	0	8,228,000	0	0		0	
			30	2010 08 17	2013 09 01	0	0	0	0	0	0		2.97	
			40	2010 09 02	2013 09 01	0	0	0	0	0	822,800		21	
			45	2010 09 02	2013 09 01	0	0	0	0	0	561,000		7.22	
			33	2010 09 02	2013 09 01	0	0	0	0	0	0		16	
			38	2011 04 25	2013 09 01	0	0	0	0	0	0		12.5	
			58	2012 04 10	2013 09 01	0	0	0	0	0	0		7.5	
	--	--	--	--	--	185,856,000	0	0	315,955,200	0	2,206,600	--	181.12	--

							/					/		
	;	484,000	0	822,800	0	24.45	822,800	0	0	0	0	0	0	0
		484,000	0	822,800	0	24.45	822,800	0	0	0	0	0	0	0
		330,000	0	561,000	0	24.45	561,000	0	0	0	0	0	0	0
	--	1,298,000	0	2,206,600	0	--	2,206,600	0	0	0	--	--	0	0

2012 4 10 ,

2012 4 10

2012 4 11

□ √

√ □

**1**

		1,467,056,071.13	2,327,731,160.47
		10,969,000	1,780,000
		448,379,968.25	282,339,225.64
		79,678,454.28	15,110,005.38
		470,547.95	2,290,416.67
		25,745,198.4	22,639,922.65
		224,755,186.88	106,305,766.84

		2,257,054,426.89	2,758,196,497.65
		909,664,720.79	452,193,952.37
		874,177,593.07	814,397,236.26
		194,699,482.37	199,912,465.36
		57,657,089.71	37,887,313.9
		118,816,243.12	116,037,747.19
		19,126,837.84	20,233,457.81
		7,927,385.81	7,927,385.81
		1,275,207.66	1,506,083.11
		5,165,317.64	3,507,349.28
		2,188,509,878.01	1,653,602,991.09
		4,445,564,304.9	4,411,799,488.74
			100,000,000
		270,267,126.76	246,295,165.66
		53,186,264.91	11,108,988.09
		1,166,653.36	890,979.1

		33,644,240.29	57,507,776.09
			177,379.6
		6,000,375.89	8,917,641.6
		577,092,543.39	556,588,280.82
		941,357,204.6	981,486,210.96
		43,738,399.98	41,036,800
		43,738,399.98	41,036,800
		985,095,604.58	1,022,523,010.96
		549,780,000	323,400,000
		2,050,290,081.69	2,263,056,481.69
		60,471,258.14	60,471,258.14
		665,256,497.37	616,929,073.23
		3,325,797,837.2	3,263,856,813.06
		134,670,863.12	125,419,664.72
		3,460,468,700.32	3,389,276,477.78
		4,445,564,304.9	4,411,799,488.74

--	--	--	--

2

		1,287,765,353.49	2,081,514,911.25
		2,800,000	
		319,636,150.39	205,988,923.67
		49,675,873	8,451,942.89
		470,547.95	2,290,416.67
		21,860,336.37	13,033,572.93
		19,551,604.31	6,767,602.24
		1,701,759,865.51	2,318,047,369.65
		909,664,720.79	452,193,952.37
		1,097,878,581.93	1,037,595,935.11
		152,580,768.84	156,125,520.82
		21,280,953.07	8,991,163.2
		45,725,665.33	46,412,322.43
		5,769,500	5,769,500

		3,394,929.28	2,411,864.99
		2,236,295,119.24	1,709,500,258.92
		3,938,054,984.75	4,027,547,628.57
			100,000,000
		107,511,851.33	179,115,295.65
		10,023,166.72	1,122,087
		548,820.98	426,186.89
		28,054,152.14	35,468,590.52
			177,379.6
		3,502,665.09	2,309,520.51
		577,092,543.39	556,588,280.82
		726,733,199.65	875,207,340.99
		41,110,066.67	38,283,466.67
		41,110,066.67	38,283,466.67
		767,843,266.32	913,490,807.66
		549,780,000	323,400,000
		2,050,252,339.56	2,263,018,739.56

		60,471,258.14	60,471,258.14
		509,708,120.73	467,166,823.21
		3,170,211,718.43	3,114,056,820.91
		3,938,054,984.75	4,027,547,628.57

## 3

		466,208,037.87	199,774,476.17
		466,208,037.87	199,774,476.17
		359,154,882.05	132,134,012.12
		301,811,195.24	106,255,524.46
		10,245,549.19	3,745,361.44
		6,872,865.49	6,075,326.7
		60,605,246.07	33,978,695.58
		-29,644,571.8	-24,596,490.74
		9,264,597.86	6,675,594.68
“ ”			
“ ”		11,579,911.87	1,623,140.55

“ ”			
“ ”		118,633,067.69	69,263,604.6
		2,628,675.02	907,361.4
			56,416.19
			6,316.19
“ ”		121,261,742.71	70,114,549.81
		31,343,120.17	8,838,593.61
“ ”		89,918,622.54	61,275,956.2
		80,667,424.14	60,015,836.3
		9,251,198.4	1,260,119.9
		--	--
		0.15	0.19
		0.15	0.19
		89,918,622.54	61,275,956.2
		80,667,424.14	60,015,836.3
		9,251,198.4	1,260,119.9

## 4

		217,023,458.61	107,511,969.85
		110,063,590.65	63,919,548.69
		3,651,363.41	2,427,228.89

		3,460,843.97	2,574,614.4
		42,687,173.51	27,349,113.67
		-28,256,631.71	-23,913,017.18
		6,553,761.91	3,681,336.93
“ ”			
“ ”		12,082,201.88	1,623,140.55
“ ”		90,945,558.75	33,096,285
		675,000	328,918.04
			56,316.19
“ ”		91,620,558.75	33,368,886.85
		16,739,261.23	4,627,893.76
“ ”		74,881,297.52	28,740,993.09
		--	--
		74,881,297.52	28,740,993.09

## 5

	302,033,356.49	94,923,418.65



	58,800,000	615,000,000
		10,564,763.92
	424,520,117.46	
	518,495,572.38	649,078,104.66
	-518,495,572.38	-649,067,204.66
		22,500,000
	0	22,500,000
	100,000,000	
	35,246,444.44	42,823,766.91
	2,013,500	
	137,259,944.44	42,823,766.91
	-137,259,944.44	-20,323,766.91
		-49,358.34
	-860,066,659.34	-796,276,875.28
	2,322,992,924.77	2,627,321,953.53
	1,462,926,265.43	1,831,045,078.25

## 6

	88,033,824.49	42,966,848.92

	40,815,620.41	36,881,068.61
	128,849,444.9	79,847,917.53
	185,079,208.36	126,373,904.46
	10,922,712.56	10,248,067.6
	47,781,883.78	19,406,256.75
	28,442,262.15	29,043,523.13
	272,226,066.85	185,071,751.94
	-143,376,621.95	-105,223,834.41
		10,900
	0	10,900
	29,792,873.91	14,156,870.93
	58,800,000	615,000,000
		67,500,000
	424,520,117.46	
	513,112,991.37	696,656,870.93
	-513,112,991.37	-696,645,970.93
	0	0
	100,000,000	
	35,246,444.44	42,823,766.91
	2,013,500	
	137,259,944.44	42,823,766.91


	-137,259,944.44	-42,823,766.91
		-49,358.34
	-793,749,557.76	-844,742,930.59
	2,077,385,105.55	2,537,555,867.46
	1,283,635,547.79	1,692,812,936.87

7

	323,400,000	2,263,056,481.69			60,471,258.14		616,929,073.23		125,419,664.72	3,389,276,477.78
	323,400,000	2,263,056,481.69			60,471,258.14		616,929,073.23		125,419,664.72	3,389,276,477.78
“ ”	226,380,000	-212,766,400					48,327,424.14		9,251,198.4	71,192,222.54
							80,667,424.14		9,251,198.4	89,918,622.54
							80,667,424.14		9,251,198.4	89,918,622.54
	0	13,613,600	0	0	0	0	0	0	0	13,613,600
1										
2		13,613,600								13,613,600
3										
	0	0	0	0	0	0	-32,340,000	0	0	-32,340,000

1										
2										
3							-32,340,000			-32,340,000
4										
	226,380,000	-226,380,000	0	0	0	0	0	0	0	0
1	226,380,000	-226,380,000								
2										
3										
4										
1										
2										
	549,780,000	2,050,290,081.69			60,471,258.14		665,256,497.37		134,670,863.12	3,460,468,700.32

	147,000,000	2,410,955,854.58			34,900,929.5		342,094,340.82		19,990,243.22	2,954,941,368.12
	147,000,000	2,410,955,854.58			34,900,929.5		342,094,340.82		19,990,243.22	2,954,941,368.12
“ ”	176,400,000	-147,899,372.89			25,570,328.64		274,834,732.41		105,429,421.5	434,335,109.66



344,505,	15,956,01	360,461,08
061.05	9.38	0.43



2								
3								
4								
1								
2								
	549,780,000	2,050,252,339.56			60,471,258.14		509,708,120.73	3,170,211,718.43

	147,000,000	2,410,918,112.45			34,900,929.5		281,133,865.42	2,873,952,907.37
	147,000,000	2,410,918,112.45			34,900,929.5		281,133,865.42	2,873,952,907.37
“ ”	176,400,000	-147,899,372.89			25,570,328.64		186,032,957.79	240,103,913.54
							255,703,286.43	255,703,286.43
							255,703,286.43	255,703,286.43
	0	29,724,500	0	0	0	0	0	29,724,500
1								
2		29,724,500						29,724,500
3								
	0	0	0	0	25,570,328.64	0	-69,670,328.64	-44,100,000
1					25,570,328		-25,570,32	

					.64		8.64	
2								
3							-44,100,000	-44,100,000
4								
	176,400,000	-176,400,000	0	0	0	0	0	0
1	176,400,000	-176,400,000						
2								
3								
4								
1								
2								
		-1,223,872.89						-1,223,872.89
	323,400,000	2,263,018,739.56			60,471,258.14		467,166,823.21	3,114,056,820.91

“ ” “ ”

2001 7 17

1101081297282		200		104	80
24	52%			96	48%
2004 7 30			300		500
156			144		
52%			48%		
2005 9 24					48%
			18%		
9%	3%			70%	
9%	3%				
2006 6 26					
30%			30%		40%
2006 9 18					
			2000		44.12



	220	2.00
	99	0.90
	60.5	0.55
	59.8125	0.54
	41.25	0.38
	33	0.30
	18.5625	0.17
	16.5	0.15
	12.375	0.11
	10.3125	0.09
	11000	100.00

“  
 [2010]369 ” 2010 4 8 A 3,700.00 69.00  
 2,553,000,000.00 101,600,000.00 2,451,400,000.00  
 2010 4 13

2010 1-0016  
 2010 4 21 300070  
 2011 03 22 2010 10 3.00  
 10 12 147,000,000 323,400,000  
 2012 03 8 2011 10 1.00  
 10 7 323,400,000 549,780,000

MBR

MBR —

23-2

1

2006 2 15

- 38

“ ”

2

2012 1-6

2012 6 30

3

1 1 12 31

4

5

1

2

6

58

**1**

33

**2**

**7**

**8**

**1**

( )

**2**

”

“

**9**

**1**

**2**

13 —

14 —

**3**

**4**

**5**

**6**

)

(

**7**

**10**

61

**1**

	10%
	;

**2**

		1

√ □

	(%)	(%)
1 1	5%	5%
1 2	10%	10%
2 3	30%	30%
3		
3 4	50%	50%
4 5	80%	80%
5	100%	100%

□ √

□ √

**3**

3 10% 10%

;

**11**

**1**

**2**

□ □ □ □

**3**

**4**

**5**

**12**

**1**

**2**

**3**

20% 20% 50%

**4**

**13**

**1**

**2**

**14**

**1**

**2**

**3**

		%	%
	15-30	5	3.17-6.3
	10	5	9.50
	5	5	19.00
	5	5	19.00
	5	5	19.00
	--	--	--

**4****5****15****1****2**

3

16

1

2

3

3

4

**17**

**18**

**19**

**1**

**2**


**3**

**4**

**5**

(1)

(3)

(2)

(4)

(5)

**6**

(1)

(3)

(2)

(4)

(5)

**20**

**21**

69



**24**

**25**

**1**

- 1
- 2
- 3
- 4

**2**

- (1)
- (2)

**3**

**1**

- 1
- 2

**2 BT**

**26**

**1**

**2**

**27**

**1**

**2**

**28**

**1**

**2**

(1)

(2)

**29**

**1**

**2**

**30**

**31**

73

**32**

$\sqrt{\quad}$

**1**

$\sqrt{\quad}$

**2**

$\sqrt{\quad}$

**33**

$\sqrt{\quad}$

**1**


$\sqrt{\quad}$

**2**

$\sqrt{\quad}$

**34**

**1**



		3% 5%
		7% 5%
		25% 15%

- 1 15%
- 2 15%
- 3 15%
- 4 2010-2012 2013-2015
- 5 25%
- 6 25%
- 7 25%
- 8 25%
- 9 25%

**2**

- 1 2008 GR200811000041 2008-2010 15%  
2011 GR201111001891 2011-2013  
15%
- 2 2009  
GR200911001478 2009 -2011 15% 2012  
2012 15%
- 3 2010  
GR201032000111 2010 -2012 15%
- 4 1 2008  
156 2012 01  
2011 12 1 2012 11 30  
2
- 5 2010 5-0001 2010-2012  
2013-2015 2011  
GR201111000031 2011-2013 15%

**3**

33

**1**

1

								(%)	(%)				
				20,000,000	/	20,000,000	20,000,000	100%	100%				
				50,000,000		35,000,000	35,000,000	70%	70%		23,449,805. 09	72,060.2	

5,000,000	3,000,000	3,000,000	60%	60%	2,416,043.3	3,340.93
					6	
60,000,000						

				5,000,000		4,800,000	4,800,000	96%	96%		151,793	-30,424.92	
				80,000,000		11,520,000	11,520,000	72%	72%		4,235,466.41	-139,780.59	

1										2006 10 18		
100												
2007 9 18												
13				1,680		13	220				2,000	89%
	13			11%								
2007 11 3												
2008 9 1									5			
	145			2008 12 22							7	
						75				100%		

2008 8 1									
2									2008 9 4
5,000		3500	70%						
3									2009 6 4
	350		70%						500
2009 12 15									
	2010 9 13								“ ”10%
			60%						
4				2010 11 24					6,000.00
5					2011 4				
5,000		2,750	55%						
6					2011 8				500
7					2011 9				480
									96%
	1,152		72%						8,000
									1,600

2

3

								(%)	(%)				
				10,204,082		20,000,000	20,000,000	51%	51%		11,382,858.54	-656,223.79	
				100,500,000		51,000,000	51,000,000	50.15%	50.15%		70,797,516.24	10,114,681.18	



**10****1**

:	--	--	311,023.74	--	--	269,652.71
	--	--	311,023.74	--	--	269,652.71
	--	--	1,462,615,241.69	--	--	2,322,723,272.06
	--	--	1,462,615,241.69	--	--	2,322,723,272.06
	--	--	4,129,805.7	--	--	4,738,235.7
	--	--	4,129,805.7	--	--	4,738,235.7
	--	--	1,467,056,071.13	--	--	2,327,731,160.47

2012 6 30

4,129,805.70

**2****1****2****3**

**3****1**

	10,969,000	1,780,000
	10,969,000	1,780,000

**2****3****4****5****1**

	2,290,416.67	1,349,527.12	3,169,395.84	470,547.95
	2,290,416.67	1,349,527.12	3,169,395.84	470,547.95

**2****3****6****1**

		(%)		(%)		(%)		(%)
	0		0		0		0	
	477,552,925.19	100%	29,172,956.94	6.11%	302,029,293.25	100%	19,690,067.61	6.52%
	477,552,925.19	100%	29,172,956.94	6.11%	302,029,293.25	100%	19,690,067.61	6.52%
	0		0		0		0	
	477,552,925.19	--	29,172,956.94	--	302,029,293.25	--	19,690,067.61	--

□ √

√ □

		(%)		(%)		(%)	
1	--	--	--	--	--	--	--
	418,902,988.1	87.72%	20,945,149.4	266,273,889.55	88.16%	13,313,693.13	
1	418,902,988.1	87.72%	20,945,149.4	266,273,889.55	88.16%	13,313,693.13	
1 2	49,297,862.91	10.32%	4,929,786.29	25,651,126.1	8.49%	2,565,112.61	
2 3	7,796,121.98	1.63%	2,338,836.59	8,023,667.48	2.66%	2,407,100.24	
3	1,555,952.20	0.33%	959,184.66	2,080,610.12	0.69%	1,404,161.63	
3 4	951,923.67	0.2%	475,961.84	951,923.67	0.32%	475,961.84	
4 5	604,028.53	0.13%	483,222.82	1,002,433.3	0.33%	801,946.64	
5				126,253.15	0.04%	126,253.15	

	477,552,925.19	--	29,172,956.94	302,029,293.25	--	19,690,067.61
--	----------------	----	---------------	----------------	----	---------------

√

√

√

**2**

**3**

**4**

**5**

**5**

√

**5**

				(%)
		44,000,000.00	1	9.21%
		41,828,745.28		8.76%
		26,982,136.19	1	5.65%
		26,420,000.00	1	5.53%
		25,680,000.00	1	5.38%
		164,910,881.47		34.53%

**6**

			(%)
		44,000,000.00	9.21%
		25,680,000.00	5.38%

		8,532,384.00	1.79%
		214,726.00	0.04%
	--	78,427,110.00	16.42%

7

8

7

1

		(%)		(%)		(%)		(%)
	0		0		0		0	
	27,017,524.05	100%	1,272,325.65	4.71%	24,130,539.77	100%	1,490,617.12	6.18%
	27,017,524.05	100%	1,272,325.65	4.71%	24,130,539.77	100%	1,490,617.12	6.18%
	0		0		0		0	
	27,017,524.05	--	1,272,325.65	--	24,130,539.77	--	1,490,617.12	--

□

√ □

		(%)			(%)	
1						
	26,535,720.95	98.22%	1,179,644.41	23,667,672.59	98.08%	1,429,875.53
1	26,535,720.95	98.22%	1,179,644.41	23,667,672.59	98.08%	1,429,875.53
1 2	287,297.91	1.06%	28,729.8	416,897.57	1.73%	41,689.76
2 3	166,505.76	0.62%	49,951.73	19,664.9	0.08%	5,899.47
3	27,999.43	0.10%	13,999.71	26,304.71	0.11%	13,152.36
3 4	27,999.43	0.1%	13,999.71	26,304.71	0.11%	13,152.36
4 5						
5						
	27,017,524.05	--	1,272,325.65	24,130,539.77	--	1,490,617.12

√

√

√

**2**

**3**

**4**

**5 5**

**5**

		(%)
	1,060,000	3.92%

	1,060,000	--	3.92%
--	-----------	----	-------

**6**

				(%)
		1,060,000	1	3.92%
		1,000,000	1	3.7%
		1,000,000	1	3.7%
		1,000,000	1	3.7%
		800,000	1	2.96%
	--	4,860,000	--	17.99%

**7**

				(%)
		136,742.55		0.51
		100,942.12		0.37
		93,127.72		0.34
		91,622.58		0.34
		23,502.66		0.09
	--	445,937.63		1.65%

**8****9**

**8****1**

		%		%
1	77,675,404.84	97.49%	14,145,692.28	93.62%
1 2	859,005.39	1.08%	689,618.6	4.56%
2 3	1,061,805.75	1.33%	227,180	1.51%
3	82,238.3	0.1%	47,514.5	0.31%
	79,678,454.28	--	15,110,005.38	--

**2**

SAS		13,235,984.66		
		4,640,000		
		3,574,537		
		3,057,421		
		2,064,392.86		
	--	26,572,335.52	--	--

**3****5 5**

□

**4**

**9****1**

	12,415,841.16		12,415,841.16	17,011,007.49		17,011,007.49
	7,039,940.76		7,039,940.76	6,517,635.22		6,517,635.22
	186,718,422.02		186,718,422.02	80,041,245.26		80,041,245.26
	18,580,982.94		18,580,982.94	2,735,878.87		2,735,878.87
	224,755,186.88	0	224,755,186.88	106,305,766.84	0	106,305,766.84

**2****3****10****11****1****2****12**

**1****2****13**

	909,664,720.79	452,193,952.37
	909,664,720.79	452,193,952.37

**14**

	(%)	(%)					
1	50%	50%	176,577,080.78	108,804,071.93	67,773,008.85	1,902,805.36	62,777.64
2	50%	50%	161,274,570.12	8,641,897.56	152,632,672.56		1,989,918.13
3	49%	49%	488,602,769.17	469,004,501	19,598,268.17		-1,571,885.74
4	49%	49%	2,697,767,768.52	1,229,770,530.22	1,265,889,011.83	71,959,691.81	7,597,474.06
5	49%	49%	52,222,676.48	224,199.39	51,998,477.09		-4,293,446.3

6	49%	49%	59,994,431	9,087,718.63	50,906,712.37		-1,215,813.46
7	40%	40%	9,937,623.58	139,715	9,797,908.58		-182,363.44
8	49%	49%	119,766,634.15	227,953.93	119,538,680.22	184,271.84	-461,319.78

1 2009 11 10

6,000

3,000

50%

3,000

50%

2010 2 2

530100000021888

5

2

3

2 2011 6 17

“

”

7,500

7,500

50%

3

2011 4 28

2,940

2,940

49%

2011 4 29

530100000025844

5

2

3

4

2011 5 13

60,000

60,000

49%

51%

2011 6 21

530100100257192

5

3

2

5

2011 7 6

“

”

2,215.20

2,215.20

49%

39%

10%

6

2011 11 15

“

”

4,900

2,450

49%

5,100

51%

7

2011 09 07

400

40%

600

60%

2011 11 28

430193000040282

8

2011 12 6

“

”

14,700

5,880



1

						(%)	(%)				
		30,000,000	33,855,115.61	31,388.82	33,886,504.43	50%	50%				
		15,000,000	15,573,375.42	-770,224.01	14,803,151.41	49%	49%				
		600,000,000	632,531,367.23	3,722,762.29	636,254,129.52	49%	49%				
		75,000,000	75,321,377.22	994,959.07	76,316,336.29	50%	50%				
		27,832,000	27,583,042.46	-2,103,788.69	25,479,253.77	49%	49%				
		24,500,000	25,540,849.51	-595,748.6	24,945,100.91	49%	49%				
		4,000,000	3,992,108.81	-72,945.38	3,919,163.43	40%	40%				



2

16

1

2

17

1

	235,222,754.81		5,624,415.48	0
	119,148,670.48			119,148,670.48
	70,139,114.44		548,986.31	70,688,100.75
	24,061,882.59		882,096.75	24,943,979.34
	4,794,283.46		679,158.01	5,473,441.47
	17,078,803.84		3,514,174.41	20,592,978.25
--				
	35,310,289.45	0	10,837,398.47	0
	8,876,948.29		2,848,306.74	11,725,255.03
	12,994,526.6		3,530,043.29	16,524,569.89
	9,091,534.94		522,864.59	9,614,399.53
	1,431,611.24		2,073,004.59	3,504,615.83
	2,915,668.38		1,863,179.26	4,778,847.64
--			--	
	199,912,465.36		--	194,699,482.37

	110,271,722.19	--	107,423,415.45
	57,144,587.84	--	54,163,530.86
	14,970,347.65	--	15,329,579.81
	3,362,672.22	--	1,968,825.64
	14,163,135.46	--	15,814,130.61
	0	--	0
		--	
		--	
		--	
		--	
		--	
	199,912,465.36	--	194,699,482.37
	110,271,722.19	--	107,423,415.45
	57,144,587.84	--	54,163,530.86
	14,970,347.65	--	15,329,579.81
	3,362,672.22	--	1,968,825.64
	14,163,135.46	--	15,814,130.61

10,837,398.47

2,319,000.86

**2****3** √**4** √**5****6****18**

1

	2,331,618.74		2,331,618.74	2,181,632.8		2,181,632.8
	32,382,372.55		32,382,372.55	25,052,372.55		25,052,372.55
	1,662,145.35		1,662,145.35	1,662,145.35		1,662,145.35
MBR				2,319,000.86		2,319,000.86
	377,357.76		377,357.76	377,357.76		377,357.76
	9,847,112.75		9,847,112.75			
	2,317,475.35		2,317,475.35	1,399,859.07		1,399,859.07
	7,108,812.21		7,108,812.21	4,826,910.51		4,826,910.51
	1,630,195		1,630,195	68,035		68,035
	57,657,089.71	0	57,657,089.71	37,887,313.9	0	37,887,313.9

2

						(%)				(%)		
			9,847,112.75									9,847,112.75
	187,110,000	2,181,632.8	149,985.94			30%	30.00%					2,331,618.74
	185,000,000	25,052,372.55	7,330,000			17.5%	17.50%					32,382,372.55
	65,520,000	1,662,145.35				2.54%	2.54%					1,662,145.35
MBR	47,100,000	2,319,000.86		2,319,000.86		4.92%	4.92%					
	8,168,800	1,399,859.07	917,616.28			28.37%	28.37%					2,317,475.35
	9,545,000	4,826,910.51	2,281,901.7			74.48%	74.48%					7,108,812.21

		68,035	1,562,160									1,630,195
	500,000	377,357.76				75.47%	75.47%					377,357.76
	502,943,800	37,887,313.9	22,088,776.67	2,319,000.86	0	--	--	0	0	--	--	57,657,089.71

**3****4****5****19****20****1****1**

□

**2**

□

**22****23****1**

	124,566,525.35	5,020,257.69	0	129,586,783.04
	63,412,640.49			63,412,640.49
	933,583.86	5,011,000.43		5,944,584.29

	4,220,301	9,257.26		4,229,558.26
	56,000,000			56,000,000
	8,528,778.16	2,241,761.76	0	10,770,539.92
	3,312,060.71	636,819.44		3,948,880.15
	330,457.75	265,482.15		595,939.9
	24.71	219,460.17		1,371,744.88
		1,120,000		4,853,974.99
		0	0	118,816,243.12
				59,463,760.34
				5,348,644.39
				2,857,813.38
				51,146,025.01
			0	0
			0	118,816,243.12
	60,100,579.78			59,463,760.34
	603,126.11			5,348,644.39
	3,068,016.29			2,857,813.38
	52,266,025.01			51,146,025.01

2,241,761.76

**2**

MBR	276,144				276,144
	1,378,356				1,378,356
		1,168,270.8	1,168,270.8		
		294,000	294,000		
		105,000	105,000		
		337,182.04	337,182.04		
		88,300	88,300		
		3,338,111.43	3,338,111.43		
		1,585,800	1,585,800		
863		4,312,600.1	4,312,600.1		
		84,510.43	84,510.43		
		154,308.43	154,308.43		
		100,000	100,000		
		2,508,270	2,508,270		
1		175,718.02	175,718.02		
		137,383.3	137,383.3		
OWUF	3,148,031.04				3,148,031.04
	402,018.22				402,018.22
	966,725.68				966,725.68
	907,476.32				907,476.32
	245.39				245.39
	1,323.38				1,323.38

	3,709.11				3,709.11
	53,779.22				53,779.22
5000	17,768.03				17,768.03
	12,287.64				12,287.64
	176,079.08				176,079.08
	118,450.13				118,450.13
	140,041.17				140,041.17
	11,047.01				11,047.01
	17,852.15				17,852.15
	82,784.54				82,784.54
	747,818.36				747,818.36
	799,881.51				799,881.51
	10,245.76				10,245.76
PVC		1,099,640.65	1,099,640.65		
PVDF		45,430.11			45,430.11
		16,297.69			16,297.69
		8,698.97	8,698.97		
		919,473.5	919,473.5		
		203,397.49	203,397.49		
		89,715.5			89,715.5
		989,062.23	989,062.23		
		29,185.4	29,185.4		
		2,813.7	2,813.7		
RO		634,953.17			634,953.17
RO		242,301.63	242,301.63		
	4,689,525.11	2,367,705.1		4,952,176.44	2,105,053.77
	97,764.5				97,764.5
	14,820.85	19,905			34,725.85
	1,234,847.7	62,980.9			1,297,828.6
	16,848.5	19,404.59			36,253.09

	86,672.61	33,433.78			120,106.39
	228,647.6	28,437			257,084.6
	477,267.2	479,861.62			957,128.82
		30,232.01			30,232.01
		4,300			4,300
		4,300			4,300
C		4,300			4,300
		4,300			4,300
		207,739.86	207,739.86		
		417,554.36	417,554.36		
		8,265	8,265		
		17,073.58	17,073.58		
		1,000	1,000		
		2,703	2,703		
		1,455.5	1,455.5		
		2,843.46		2,843.46	
MBR		3,803.8		3,803.8	
		396,000	396,000		
		191,325.15	191,325.15		
		11,139.28	11,139.28		
		11,058	11,058		
	20,233,457.81	23,001,545.58	19,149,341.85	4,958,823.7	19,126,837.84

16.75%

4.17%

100

**3****4**

	7,906,579.17			7,906,579.17
	20,806.64			20,806.64
	7,927,385.81	0	0	7,927,385.81

**25**

	565,936.77	259,021	331,284.53	0	493,673.24
	383,333.29		100,000.02	0	283,333.27
	556,813.05	30,237	88,848.9	0	498,201.15
				0	

	5,165,317.64	3,507,349.28
	5,165,317.64	3,507,349.28

2

□

**27**

	21,180,684.73	9,264,597.86			30,445,282.59
	0	0	0	0	0
		0			0

	0				0
	0				0
	0	0			0
	0	0			0
	21,180,684.73	9,264,597.86	0	0	30,445,282.59

28

29

1

	0	0
	0	0
	0	0
	0	100,000,000
	0	0
		100,000,000

2

**30****31****32**

1

1	223,601,672.46	216,634,043.08
1 2	40,207,719.33	21,842,501.62
2 3	3,037,704.77	4,758,812.8
3	3,420,030.2	3,059,808.16
	270,267,126.76	246,295,165.66

**2****5****5**

□

**33**

1

1	52,854,955.91	10,777,679.09
1 2	271,450	271,450
2 3	59,859	59,859
	53,186,264.91	11,108,988.09

**2****5****5**

□

34

	63,908.69	26,216,888	26,196,806.89	83,989.8
		928,840.52	928,840.52	
	355,273.45	5,126,477.84	5,010,188.91	471,562.38
	68,859.74	1,580,768.2	1,497,492.54	152,135.4
	233,874.2	3,138,824.27	3,089,285.67	283,412.8
	11,338.31	161,732.44	158,870.11	14,200.64
	35,214.53	103,629.02	129,199.45	9,644.1
	5,986.67	141,523.91	135,341.14	12,169.44
	31,646.73	1,048,337	1,051,498	28,485.73
	440,150.23	383,241.94	240,776.72	582,615.45
	440,150.23	383,241.94	240,776.72	582,615.45
	890,979.1	33,703,785.3	33,428,111.04	1,166,653.36

0

582,615.45

0

0

35

	4,941,041.19	5,506,148.16
	9,673,929.91	8,494,188.55
	17,705,615.11	37,784,596.61
	147,727.52	4,140,147.71
	667,758.96	843,328.81
	301,317	414,535.03
		69.3

		20,010.55
	155,284.36	171,515.65
	17,384.94	71,180.09
	34,181.3	45,492.08
		16,563.55
	33,644,240.29	57,507,776.09

**36**

	0	177,379.6
		177,379.6

0

**37****38**

1

1	4,389,233.24	8,413,098.96
1 2	1,610,982.65	504,382.64
2 3	160	160
	6,000,375.89	8,917,641.6

**2****5****5**

□

**3**

□

**4**

□

**39**

**40**

**1**

**2**

**3**

**4**

**41**

863	3,061,800	3,886,500
	574,030,743.39	552,701,780.82
	577,092,543.39	556,588,280.82

1

2009 3

863

“

” 4

“

”

800

2012 6 30

764

457.82

306.18  
2 2011 12 55,000 2,403.07

**42**

**1**

**2**

**43**

**44**

**1**

**2**

**45**

**46**

	11,916,666.67	12,241,666.67
	8,050,000	7,300,000
	270,000	270,000
	3,000,000	3,000,000
	2,458,333.31	2,753,333.33



11	2011	12		“	”	100
12	2012	3		“	”	17
13	2012	1		“	”	280.16

**47**

	323,400,000			226,380,000		226,380,000	549,780,000

3

2012	03	8	2011		10	1.00
			10	7	323,400,000	549,780,000

**48**

**49**

**50**

	2,231,050,339.56		226,380,000	2,004,670,339.56
	32,006,142.13	13,613,600		45,619,742.13
	2,263,056,481.69	13,613,600	226,380,000	2,050,290,081.69

1	2012	03	8	2011		10	1.00
				10	7	323,400,000	549,780,000

226,380,000

2

(1) 2011 4 25

Black-Scholes 2011 4 25 106 355 2011 4 25 355  
 19.139 355 6794.17  
 2011 4 2011 -2014

			2011	2012	2013	2014
355	19.139	6,794.17	2,972.45	2,434.58	1,160.67	226.47

(2) 2011 03 22 2010 2010  
 10 3.00 10 12 2011  
 5 18

2011 7 26

< >

776.6 41.66 88

3 2012 2 6

2012 2 6 8

88.00 37.95

2012 2

2012 -2015

			2012	2013	2014	2015
88	7.649	673.12	359.93	207.55	98.16	7.48

(4) 2012 5 14

< >

5 19.4

15.4 4

101

7

8

19.4

2012 4 19 2011

2012 04 19 2011

10

1.00

10

7

2012 5 11

864.6

776.6

88

1,436.84

1,294.04

142.8

41.66

24.45

37.95

22.26

101

7

6,794.17

6,621.93

		2011	2012	2013	2014	
1294.04	6621.93	2897.09	2372.86	1131.25	220.73	1294.04

		673.12	642.52			
		2012	2013	2014	2015	
142.8	642.52	343.57	198.11	93.70	7.14	142.8

11 —

**51**

	60,471,258.14			60,471,258.14
	60,471,258.14		0	0
				60,471,258.14

**52****53**

	616,929,073.23	--		--
+		--		--
	616,929,073.23	--		--
	80,667,424.14	--		--

	32,340,000			
	665,256,497.37	--	616,929,073.23	--

- 1) 0
- 2) 0
- 3) 0
- 4) 0
- 5) 0

**54****1**

	466,208,037.87	199,774,476.17
	301,811,195.24	106,255,524.46

**2**

	466,208,037.87	301,811,195.24	199,774,476.17	106,255,524.46
	466,208,037.87	301,811,195.24	199,774,476.17	106,255,524.46

**3**

	231,252,049.64	113,607,053.66	162,649,821.51	76,550,415.74
	6,957,967.55	3,647,033.52	3,319,817.37	1,816,743.67
	227,998,020.68	184,557,108.06	33,804,837.29	27,888,365.05
	466,208,037.87	301,811,195.24	199,774,476.17	106,255,524.46

4

	264,663,882.76	189,011,956.32	62,016,358.67	36,596,079.92
	201,544,155.11	112,799,238.92	137,758,117.5	69,659,444.54
	466,208,037.87	301,811,195.24	199,774,476.17	106,255,524.46

5

		(%)
	66,188,034.59	14.20%
	25,680,000.00	5.51%
	23,564,079.96	5.05%
	19,250,000.00	4.13%
	17,974,913.03	3.86%
	152,657,027.58	32.74%

46,620.80 133.37%

6,860.22 42.18%

363.82 109.59%

19,419.32

**55**

□

**56**

	9,076,927.11	3,218,062.37	3% 5%
	608,077.89	344,713.36	7% 5%
	269,942.2	182,585.71	3%
	290,601.99		
	10,245,549.19	3,745,361.44	--

**57****58****1**

	980,356.81	1,623,140.55

	10,599,555.06	
	11,579,911.87	1,623,140.55

**2****3**

	31,388.82	1,676,771.28	
	-770,224.01	-53,630.73	
	3,722,762.29		
	994,959.07		
	-2,103,788.69		
	-595,748.6		
	-72,945.38		
	-226,046.69		
	980,356.81	1,623,140.55	--

**59**

	9,264,597.86	6,675,594.68



		49,358.34
	185,350.15	237,571.61
	991,366.67	
	-29,644,571.8	-24,596,490.74

**63****1**

		3,918.04
		3,918.04
	2,628,675.02	325,000
		578,443.36
	2,628,675.02	907,361.4

**2**

(	295,000.02		
(	325,000	325,000	
	350,000		
	321,200		
	1,337,475		

	0		
	2,628,675.02	325,000	--

1 2010

295

2011

295

000.02

2

2009 5 31

1300

2009

2010

2010

32.5

3

2010 9 19

“

”

700

2010

35

4 2012 1

321,200

5 2012 6

1,337,475

**64**

		6,316.19
		6,316.19
		50,000
		100
		56,416.19

**65**

	33,001,088.53	9,957,301.4
	-1,657,968.36	-1,118,707.79
	31,343,120.17	8,838,593.61

66

9 —

201

0 “ [2010]2 1 —  
 2008 “ [2008]43 ”

( )	P0	80,667,424.14	60,015,836.30
( )	P0	78,514,956.37	59,784,162.34
	S0	323,400,000.00	147,000,000.00
	S1	226,380,000.00	176,400,000.00
	Si		
	Sj		
	Sk		
	M0	6	6
	Mi		
	Mj		
	S	549,780,000.00	323,400,000.00
( )		0.15	0.19
( )		0.14	0.18
( )	P1	80,667,424.14	60,015,836.30
( )	P1	78,514,956.37	59,784,162.34
		235,161.89	
		550,015,161.89	
( )		0.15	0.19
( )		0.14	0.18

$$=P0 \div S$$

$$S = S0 + S1 + Si \times Mi \div M0 - Sj \times Mj \div M0 - Sk$$

$$= P1 / (S0 + S1 + Si \times Mi \div M0 - Sj \times Mj \div M0 - Sk + )$$

P1

**67**

1.		
	0	0
2.		
	0	0
3.		
	0	0
4.		
5.		
	0	0

**68****1**

--	--

-	6,720,833.71
-	4,392,800
-	33,550,353.46
	21,629.19
	44,685,616.36

**2**

-	3,970,000
	32,641,976.27
	5,212,629
	6,844,597.67
	48,669,202.94

**3****4**

BT	424,520,117.46
	424,520,117.46

**5**

**6**

	2,013,500
	2,013,500

**69****1**

1	--	--
	89,918,622.54	61,275,956.20
	9,264,597.86	6,675,594.68
	10,837,398.47	7,437,663.40
	2,241,761.76	2,024,252.39
	520,133.45	16,666.67
		2,398.15
	2,729,064.84	-
	-11,579,911.87	-1,676,771.28
	-1,657,968.36	-1,118,707.79
	-118,449,420.04	-33,462,272.45
	-241,115,752.24	-113,569,021.70
	39,366,731.07	-61,873,428.64
	13,613,600.00	7,431,125.00
	-204,311,142.52	-126,836,545.37
2	--	--

3	--	--
	1,462,926,265.43	1,831,045,078.25
	2,322,992,924.77	2,627,321,953.53
	-860,066,659.34	-796,276,875.28


**2**

	--	--
1		40,000,000
2		40,000,000
		29,435,236.08
3		10,564,763.92
4	0	125,366,016.31
		141,592,002.99
		38,280,541.14
		54,506,527.82
	--	--
1		
2		
3		
4	0	0

**3**

	1,462,926,265.43	2,322,992,924.77
	311,023.74	269,652.71
	1,462,615,241.69	2,322,723,272.06
	1,462,926,265.43	2,322,992,924.77

**70****1****2****1****2**



50,000,000 70%

3

						(%)	(%)		
	--	--	--	--	--	--	--	--	--
					60,000,000	50%	50%		55012080-8
					150,000,000	50%	50%		57594497-7
	--	--	--	--	--	--	--	--	--
					60,000,000	49%	49%		57189687-5
					600,000,000	49%	49%		57726058-7
					56,800,000	49%	49%		58372434-1
					100,000,000	49%	49%		58519425-X

---

					15,000,000	40%	40%		58700454-4
					300,000,000	49%	49%		58797494-6

4

5

1

				%		%
			66,188,034.59	14.20%		
			25,737,120.00	5.52%		
			296,257.77	0.06%		
			35,431.62	0.01%		

2

/

3

4

5

**6****7****6**

		44,000,000	2,200,000		
		25,680,000.00	1,284,000.00		
		8,532,384	426,619.20	13,000,000	650,000
		214,726	10,726.30	234,726	11,736.30
		136,742.55	6,837.13		
		100,942.12	5,047.11		
		93,127.72	4,656.39		
		91,622.58	4,581.13		
		23,502.66	1,175.13		

**1**

**2**

**3**

**4**

**5**

**1**

**2**

**1**

**2**

**1**

**2**

**3**

**1**

**2**

**3**

**4**

**5**

**6**

**7**

**1**

**1**

		(%)		(%)		(%)		(%)
	0		0		0		0	
	341,923,398.57	100%	22,287,248.18	6.52%	221,659,559.88	100%	15,670,636.21	7.07%
	341,923,398.57	100%	22,287,248.18	6.52%	221,659,559.88	100%	15,670,636.21	7.07%
	0		0		0		0	
	341,923,398.57	--	22,287,248.18	--	221,659,559.88	--	15,670,636.21	--

□ √

√ □

		(%)		(%)		(%)		(%)
1								
	--	--	--	--	--	--	--	--
	285,358,110.21	83.45%	14,267,905.51		185,923,050.78	83.88%	9,296,151.19	
1	285,358,110.21	83.45%	14,267,905.51		185,923,050.78	83.88%	9,296,151.19	
1 2	47,213,214.18	13.81%	4,721,321.42		25,632,231.5	11.56%	2,563,223.15	
2 3	7,796,121.98	2.28%	2,338,836.59		8,023,667.48	3.62%	2,407,100.24	
3	1,555,952.20	0.46%	959,184.66		2,080,610.12	0.94%	1,404,161.63	
3 4	951,923.67	0.28%	475,961.84		951,923.67	0.43%	475,961.84	
4 5	604,028.53	0.18%	483,222.82		1,002,433.3	0.45%	801,946.64	
5					126,253.15	0.06%	126,253.15	

---

	341,923,398.57	--	22,287,248.18	221,659,559.88	--	15,670,636.21
--	----------------	----	---------------	----------------	----	---------------

√

√

√

**2**

			(%)
		44,000,000	12.87%
		25,680,000.00	7.51
	--	69,680,000.00	20.38

**8**

0

**9**

**2**

**1**

	(%)	(%)	(%)	(%)
	0	0	0	0

22,205,950.11 100%    345,613.74 1.56%    13,442,036.73

√ □

		(%)			(%)	
1	--	--	--	--	--	--
1	17,057,527.89	76.82%	316,948.47	13,225,129.27	98.39%	372,657.13
1	17,057,527.89	76.82%	316,948.47	13,225,129.27	98.39%	372,657.13
1 2	5,105,611.75	22.99%	10,561.18	172,632.57	1.28%	17,263.26
2 3	16,505.76	0.07%	4,951.73	17,970.18	0.13%	5,391.05
3	26,304.71	0.12%	13,152.36	26,304.71	0.20%	13,152.36
3 4	26,304.71	0.12%	13,152.36	26,304.71	0.2%	13,152.36
4 5						
5						
	22,205,950.11	--	345,613.74	13,442,036.73	--	408,463.8

□ √

□ √

□ √

**2****3****4****5****5**

□

**5**



	--	13,175,663.93	59.35%
--	----	---------------	--------

**8**

0

**9****3**

						(%)	(%)				
		20,000,000	20,000,000		20,000,000	100%	100%				
		35,000,000	35,000,000		35,000,000	70%	70%				
		3,000,000	3,000,000		3,000,000	60%	60%				
		60,000,000	60,000,000		60,000,000	100%	100%				
		27,500,000	27,500,000		27,500,000	55%	55%				
		20,000,000	20,000,000		20,000,000	51%	51%				
		51,000,000	51,000,000		51,000,000	50.15%	50.15%				
		4,800,000	4,800,000		4,800,000	96%	96%				

		11,520,000	11,520,000		11,520,000	72%	72%				
		30,000,000	33,855,115.61	31,388.82	33,886,504.43	50%	50%				
		15,000,000	15,573,375.42	-770,224.01	14,803,151.41	49%	49%				
		600,000,000	632,531,367.23	3,722,762.29	636,254,129.52	49%	49%				
		75,000,000	75,321,377.22	994,959.07	76,316,336.29	50%	50%				
		22,152,000	21,953,850.12	-1,674,444.06	20,279,406.06	39%	39%				
		24,500,000	25,540,849.51	-595,748.6	24,945,100.91	49%	49%				
		58,800,000		58,573,953.31	58,573,953.31	49%	49%				
	--	1,058,272,000	1,037,595,935.11	60,282,646.82	1,097,878,581.93	--	--	--	0	0	0

4

1

	217,023,458.61	107,511,969.85

	110,063,590.65	63,919,548.69
--	----------------	---------------

**2**√ 

	217,023,458.61	110,063,590.65	107,511,969.85	63,919,548.69
	217,023,458.61	110,063,590.65	107,511,969.85	63,919,548.69

**3**√ 

	217,023,458.61	110,063,590.65	107,511,969.85	63,919,548.69
	217,023,458.61	110,063,590.65	107,511,969.85	63,919,548.69

**4**√ 

	81,129,924.02	46,813,516.01	44,485,975.73	25,336,819.36
	135,893,534.59	63,250,074.64	63,025,994.12	38,582,729.33
	217,023,458.61	110,063,590.65	107,511,969.85	63,919,548.69

**5**

		(%)
	66,188,034.59	30.50%
	25,680,000.00	11.83%

	19,250,000.00	8.87%
	15,750,000.00	7.26%
	8,985,500.00	4.14%
	135,853,534.59	62.60%

**5****1**

	1,482,646.82	1,623,140.55
	10,599,555.06	
	12,082,201.88	1,623,140.55

**2****3**

	31,388.82	1,676,771.28	
	-770,224.01	-53,630.73	
	3,722,762.29		
	994,959.07		

	-1,674,444.06		
	-595,748.6		
	-226,046.69		
	1,482,646.82	1,623,140.55	--

## 6

1	--	--
	74,881,297.52	28,740,993.09
	6,553,761.91	3,681,336.93
	6,031,389.51	5,849,278.63
	716,817.10	703,465.82
		-
“ ”		2,398.15
“ ”		-
“ ”		-
“ ”	2,729,064.84	-
“ ”	-12,082,201.88	-1,623,140.55
“ ”	-983,064.29	-552,200.54
“ ”		
“ ”	-12,784,002.07	-8,089,055.52
“ ”	-153,074,880.68	-93,654,324.10
“ ”	-68,978,403.91	-47,713,811.32
	13,613,600.00	7,431,225.00
	-143,376,621.95	-105,223,834.41
2	--	--

3	--	--
	1,283,635,547.79	1,692,812,936.87
	2,077,385,105.55	2,537,555,867.46
	-793,749,557.76	-844,742,930.59

7

1

	2.45%	0.15	0.15
	2.38%	0.14	0.14

2

10% 10% 30% 30% 5% 5%

				%	
	1,467,056,071.13	2,327,731,160.47	-860,675,089.34	-36.97	1
	909,664,720.79	452,193,952.37	457,470,768.42	101.17	2
	549,780,000.00	323,400,000.00	226,380,000.00	70.00	3

1 36.97% BT  
 2 101.17% BT  
 3 70% 2012 5 10 2011  
 323,400,000.00 10 7

				%	
	466,208,037.87	199,774,476.17	266,433,561.70	133.37	1
	301,811,195.24	106,255,524.46	195,555,670.78	184.04	2
	60,605,246.07	33,978,695.58	26,626,550.49	78.36	3
	31,343,120.17	8,838,593.61	22,504,526.56	254.62	4

1 133.37%

2 184.04%

3 2,662.66 78.36%

1,361.36 1,064.16

4 2,250.45 254.62%

25%

2012	
1	
2	
3	
4	
5	

2012 07 26